



HICKORY WHITE
Custom Elements

It's easy to order your own Custom Dining Table.
Dining Table Works is incredibly flexible, allowing you to create configurations for your dining room, kitchen or entry hall. Wood bases and tops can be finished in any Custom Finish, empowering you with infinite style possibilities.

DINING TABLE WORKS

BASE OPTIONS - Shown with Round Tops

550-03 Celia Base

32"W 32"D 29"H
Maple solids

Nickel hardware standard, Antique Brass hardware optional
Available in all finishes
*Not available with 72" Tops

SHOWN WITH:

552-14 60" Walnut Top with Apron

60"DIA 3½" THICK
Available in all finishes



550-05 Baluster Base

32"W 32"D 29"H
Sandblasted Ash
Available in all finishes

SHOWN WITH:

552-19 72" Ash Top with Apron

72"DIA 3½" THICK
Available in all finishes



550-06-00 Paxton Base

32"W 32"D 29"H
Maple solids
Available in all finishes

SHOWN WITH:

552-13 54" Walnut Top with Apron

54"DIA 3½" THICK
Available in all finishes




DINING TABLE WORKS

BASE OPTIONS, Continued - Shown with Round Tops



550-07 Marc Base
 40¼"W 40¼"D 29¼"H
 Champagne finish Metal Base
 *Not available with 72" Tops

SHOWN WITH:

552-31 54" Round Maple Top No Apron 
 54"DIA 1" THICK
 Available in all finishes
 Shown with LL Hand Decorated finish on top -
 White Marble with Hi-Sheen




550-10 Leland Base 
 32"W 32"D 29"H
 Maple solids
 Available in all finishes

SHOWN WITH:

552-14 60" Walnut Top with Apron 
 60"DIA 3½" THICK
 Available in all finishes



550-14 Caroline Base 
 44"W 44"D 29"H
 Maple solids
 Nickel hardware standard,
 Antique Brass hardware optional
 Available in all finishes

SHOWN WITH:

552-15 72" Walnut Top with Apron 
 72"DIA 3½" THICK
 Available in all finishes

DINING TABLE WORKS

BASE OPTIONS, Continued - Shown with Round Tops

550-16 Zanzibar Dining Table Base

36"W 36"D 29¼"H

Walnut veneers / Maple solids

Option of Brushed Brass or Brushed Nickel Ferrules

Available in all finishes

SHOWN WITH:

553-10 60" Walnut Thick Top

60"DIA 2¼" THICK

Available in all finishes



550-17 Coachella Dining Table Base

227/8"W 227/8"D 29½"H

Ash solids / veneers

Option of Brushed Brass or Brushed Nickel Banding

Available in all finishes

SHOWN WITH:

553-07 60" Ash Thick Top

60"DIA 2¼" THICK

Available in all finishes



550-19 Hartwell Dining Table Base

28"W 28"D 27¾"H

Metal Dining Base with wood base at floor

Hartwell Gold Finish

Available in all finishes

SHOWN WITH:

554-10 60" Round Walnut Fancy Face Top

60"DIA 1¾" THICK

Available in all finishes



550-20 Hartwell Dining Table Base

28"W 28"D 27¾"H

Metal Dining Base with wood base at floor

Hartwell Pewter and Gold finish

Available in all finishes

SHOWN WITH:

552-31 54" Round Maple Top No Apron

54"DIA 1" THICK

Available in all finishes

Shown with LL Hand Decorated finish on top -
White Marble with Hi-Sheen



DINING TABLE WORKS

SPECIALTY ROUND TOP OPTIONS




Glass Top with Beveled Edge
 1" BEVEL, 3/4" THICK
 GL-54"
 GL-60"
 GL-72"




Glass Top with Maple Topper 
 1" BEVEL, 1 1/4" THICK
 GLM-54"
 GLM-60"
 GLM-72"



Glass Top with Ash Topper 
 1" BEVEL, 1 1/4" THICK
 Optional Sandblasting
 GLA-54"
 GLA-60"
 GLA-72"



Glass Top with Maple Topper 
 1" BEVEL, 1 1/4" THICK
 550-14MT 72"
 For use with the
 550-14 Caroline Pedestal Base Only




Round Walnut Fancy Face Top 
 554-09 54"
 554-10 60"
 1 3/4" THICK
 Maple Solids /
 Fancy Face Walnut Veneers


TABLE TOPPERS

Designed to lay on top of Dining Table Pedestal Base to allow use of glass top.



Ash Topper (No Glass) 
 1 1/4" THICK
 AT 34"
 Optional Sandblasting



Maple Topper (No Glass) 
 1 1/4" THICK
 MT 34"

DINING TABLE WORKS

3 ROUND WOOD TOP STYLES

Top No Apron 
1" THICK



Top with Apron 
3½" THICK



Thick Top 
2¼" THICK



ROUND WOOD TOP OPTIONS



Round Ash Top Options

Optional Sandblasting

Round Ash Top No Apron 
1" THICK

552-06 54"
552-07 60"
552-08 72"

Round Ash Top with Apron 
3½" THICK

552-17 54"
552-18 60"
552-19 72"

Round Ash Thick Top 
2¼" THICK

553-06 54"
553-07 60"
553-08 72"



Round Maple Top Options

Round Maple Top No Apron 
1" THICK

552-31 54"
552-32 60"
552-33 72"

Round Maple Top with Apron 
3½" THICK

552-34 54"
552-35 60"
552-36 72"

Round Maple Thick Top 
2¼" THICK

553-31 54"
553-32 60"
553-33 72"



Round Walnut Top Options

Round Walnut Top No Apron 
1" THICK

552-09 54"
552-10 60"
552-11 72"

Round Walnut Top with Apron 
3½" THICK

552-13 54"
552-14 60"
552-15 72"

Round Walnut Thick Top 
2¼" THICK

553-09 54"
553-10 60"
553-11 72"

DINING TABLE WORKS

3 SQUARE/RECTANGULAR WOOD TOP STYLES

Top Plain Edge 
1" THICK



Top with Apron 
3½" THICK




Thick Top 
2¼" THICK





SQUARE & RECTANGULAR WOOD TOP OPTIONS



Rectangular Ash Top Options
Optional Sandblasting


Rectangular Ash Top 
1" THICK; PLAIN EDGE
552-40 60 x 60"
552-50 96 x 48"
552-51 120 x 48"


Rectangular Ash Top with Apron 
3½" THICK
552-41 60 x 60"
552-60 96 x 48"
552-61 120 x 48"


Rectangular Ash Thick Top 
2¼" THICK
552-46 60 x 60"
552-70 96 x 48"
552-71 120 x 48"



Rectangular Maple Top Options


Rectangular Maple Top 
1" THICK; PLAIN EDGE
552-42 60 x 60"
552-52 96 x 48"
552-53 120 x 48"


Rectangular Maple Top with Apron 
3½" THICK
552-43 60 x 60"
552-62 96 x 48"
552-63 120 x 48"


Rectangular Maple Thick Top 
2¼" THICK
552-47 60 x 60"
552-72 96 x 48"
552-73 120 x 48"



Rectangular Walnut Top Options

Rectangular Walnut Top 
1" THICK; PLAIN EDGE
552-44 60 x 60"
552-54 96 x 48"
552-55 120 x 48"

Rectangular Walnut Top with Apron 
3½" THICK
552-45 60 x 60"
552-64 96 x 48"
552-65 120 x 48"

Rectangular Walnut Thick Top 
2¼" THICK
552-48 60 x 60"
552-74 96 x 48"
552-75 120 x 48"